


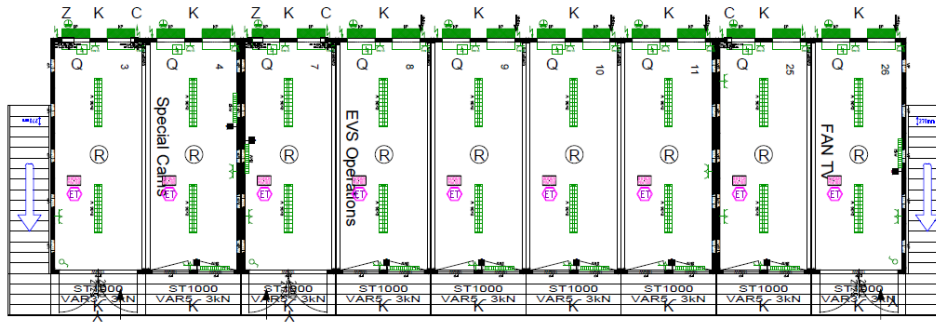
Kontorbygning

Specifikationer:

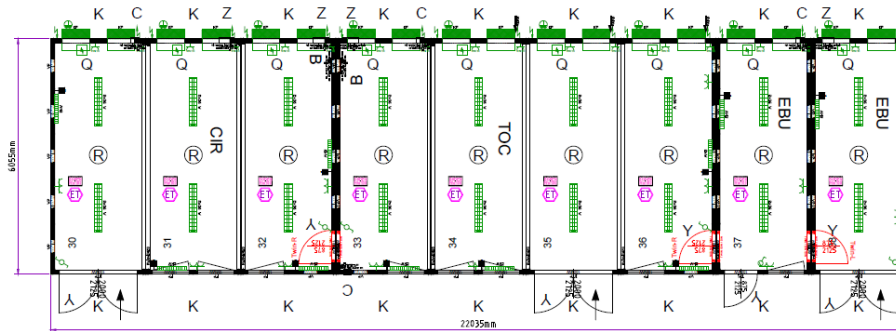
Type/nr./producent	Classic Line fra Containex, 9970712
Farve:	Antracit, Mørk grå (7021)
Mål udvendig, L x B x H:	2 etager af 2203 x 605 cm.(Foruden trappe)
Mål indvendig, L x B x H:	Loftshøjde: 254 cm.
Årgang:	2021
Info	Stor bygning, indeholder 18 stk. 20' kontorcontainere fra Containex. 9 stk. sat i grundplan og 9 stk. på første sal. Der medfølger AC, radiator, lys mv. Der er trapper på begge sider.



first floor



ground floor





General

Internal finish: white
neutralised

Electrics

Electrics: DK (400V/32A/5-poles)
Distribution box with PVC cover

Floor assembly

Forklift pocket distance: 2050mm
 floor insulation: 100 mm Mineral wool
 Cement-bound chipboard floor
 Eternal flooring

Roof assembly

Roof insulation: 100 mm mineral wool

panels

wall insulation: 100 mm Mineral wool

Doors

Twin frame

window

Floor to window frame height: 1030 mm
Gas filled window

Miscellaneous

1st floor:

Doppelfügel Tür mit Gehflügel links, lt. Skizze
Außentreppe 1000mm

R...Rauchmelder an der Decke mittig im Ctr. montiert
1 Stk. pro Container

Z.... wall break through including frame and coverings
400x400mm, 100mm über FOK
inkl. Regenschutz

Y....Zusätzliche Schlüssel für Profilzylinder
2 Stk. zusätzlich pro Türe

C.... wall break through including frame and coverings
200x100mm (BxH), 100mm über FOK
inkl. Regenschutz

Q....Nockenschalter montiert im Verteilerkasten
für Phasenauswahl L1/L2/L3 auf L

B.... wall break through including frame and coverings
400x400mm, 100mm über FOK